



Be ahead



# PHOBOS BT B

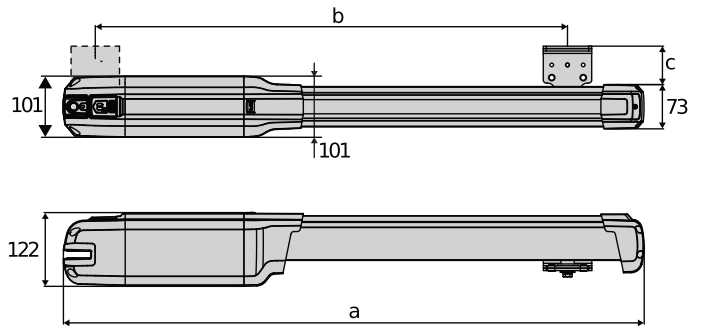




# PHOBOS BT B



## Electromechanical automation systems for swing gates



	a	b	c
<b>PHOBOS BT B 25</b>	810	Cu MAX 360	63
<b>PHOBOS BT B 40</b>	960	Cu MAX 470	96
<b>PHOBOS BT B 35 VELOCE</b>	960	Cu MAX 470	96

	PHOBOS BT B25	PHOBOS BT B40	PHOBOS BT B35 VELOCE
Board power supply	230 V	230 V	230 V
Control unit	THALIA BT A80	THALIA BT A80	THALIA BT A80
Operator type	electromechanically operated swing gates	electromechanically operated swing gates	electromechanically operated swing gates
Operator weight	4,8 kg	5,2 kg	5,2 kg
Max. width of door/gate wing	3 m	4 m	3 m
Max. length gate panel without electric lock	2 m	3 m	2,5 m
Max. weight of door/gate wing	400 kg	700 kg	450 kg
Motor voltage	24 V	24 V	24 V
Power consumption	40 W	40 W	50 W
Thrust and traction force	2000 N	2000 N	1300 N
Useful rod stroke	360 mm	470 mm	470 mm
Maximum angle	119 °	130 °	130 °
Movement time (90°, excluding slowdown, with maximum gate size and weight)	approx. 13 s	approx. 16 s	approx. 10 s
Type of limit switch	Magnetic	Magnetic	Magnetic
Slowdown	Yes	Yes	Yes
Impact reaction	D-Track	D-Track	D-Track
Locking	Mechanical	Mechanical	Mechanical
Release	Personal key	Personal key	Personal key



# PHOBOS BT B



## Electromechanical automation systems for swing gates



### Relevant features



24 V

The 24 V technology and electronic control help to keep people safe from impacts without a need for supplementary safety devices.

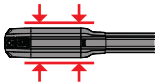


d-track

The exclusive D-Track technology increases the safety of the automation by ensuring the thrust applied is the minimum necessary to ensure movement and permits adaptive control of the force according to changes in usage and environmental conditions, reducing maintenance operations as a result.




Exclusive Hi-Tech design in line with current style trends



One of the most compact operators on the market, it is versatile for use in a wide range of installation conditions, even with limited space or thick pillars.



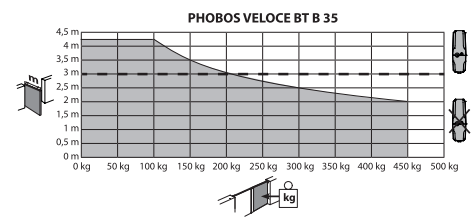
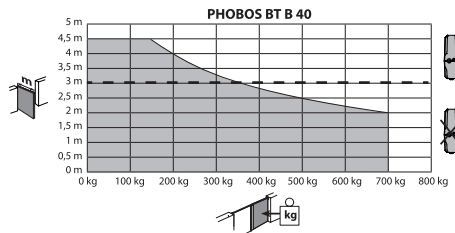
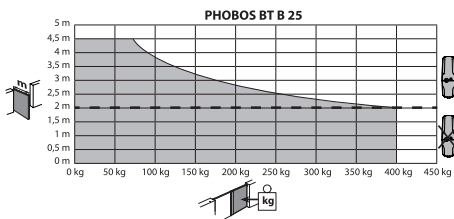
The exclusive Easy Set App helps the installer to define the correct installation positions to achieve the required opening angle and fluid movement.



The limit switches positioned at the top of the motor are easy to adjust thanks to the exclusive vibration or flashing light feedback function (patented).



Thanks to its opening speed, PHOBOS BT B VELOCE dramatically reduces waiting times and frees up the road as quickly as possible, making entry to the property safer. Thanks to its closing speed, the gate is quickly closed, reducing the risk of intrusion.





Electromechanical automation systems for swing gates



## PHOBOS BT B

Code	Ci	Name		Description
P935129 00002	2614565	PHOBOS BT B25		Irreversible electromechanical operator 24 V for swing gates weighing up to 400 kg and 3 m long. Magnetic limits at the top.
P935130 00002	2614566	PHOBOS BT B40		Irreversible electromechanical operator 24 V for swing gates weighing up to 700 kg and 4 m long. Magnetic limits at the top.
P935131 00002	2614567	PHOBOS BT B35 VELOCE		Irreversible electromechanical operator 24 V for swing gates weighing up to 450 kg and 3 m long. Movement time reduced.
R935358 00003	2614857	PHOBOS BT B25 SMART KIT INT		Complete kit 24 V for swing gates up to 400 kg in weight and 3 m in length. Magnetic limits at the top.
R935359 00003	2614861	PHOBOS BT B40 SMART KIT INT		Complete kit 24 V for swing gates up to 700 kg in weight and 4 m in length. Magnetic limits at the top.
R935360 00003	2614868	PHOBOS VELOCE BT B35 SMART KIT INT		Complete kit 24 V for swing gates up to 450 kg in weight and 3 m in length. Magnetic limits at the top.


**THALIA BT A80 DUO: Control panel for one or two 24V operators for swing gates, for highly complex systems.**



**Cp D114215 00002 - Ci 2614324 - THALIA BT A80 DUO - Recommended**



- Control panel for one or two 24V operators for swing gates, for highly complex systems.
- Application: control panel for one or two 24V operators for swing gates
- Card power supply: 230 V single-phase
- Operators power supply: 24Vdc 240W max each operator
- Main features: removable terminal blocks with new standard colour-coding, simplified scenario-based programming with display and incorporated receiver, D-Track anti-crushing system, slowdown during opening and closing and electronic self-learning
- Main features: automatic closing, rapid closing, partial opening, operation with deadman feature, direct connection powered solenoid lock and electromagnet, direct connection edge BK2.
- Compatibility: LIBRA C MA, LIBRA C LX, LIBRA, LIBRA R, LIBRA MA R





INFORMATION REGARDING THE PROTECTION OF THE INDUSTRIAL AND INTELLECTUAL PROPERTY RIGHTS OF BFT. BFT S.p.A. protects its industrial property by depositing trademarks, patents, models and designs. The intellectual property of BFT S.p.A. is protected by copyright law. BFT S.p.A. also protects its know-how by taking measures to protect the technical and commercial information inherent in its company and products. All the products in this catalogue are ORIGINAL BFT MODELS and only BFT S.p.A. is authorised to produce them and market them anywhere in the world. All the commercial names in this catalogue are owned by BFT S.p.A., and only BFT S.p.A. is authorised to use them in relation to the corresponding merchandise category. FALSIFIERS WILL BE PROCEEDED AGAINST IN ACCORDANCE WITH BOTH CIVIL AND CRIMINAL LAW. THESE CONDITIONS NOT ONLY GUARANTEE THE INTELLECTUAL PROPERTY RIGHTS OF BFT, BUT ALSO PROTECT CUSTOMERS BY GUARANTEEING THAT THE PRODUCTS THEY ARE PURCHASING ARE ORIGINAL BFT PRODUCTS RESULTING FROM STUDIES AND DESIGNS WITHIN THE BFT COMPANY.